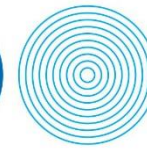




It takes only **ONE INCIDENT**
to ruin the reputation of your school

White Paper - Schools

Abstract



SECURENS®
Prevent crime before it happens



Security at schools at recent times is now becoming a major concern due to unhealthy increase in unfortunate incidents.

Increasing incidents of negligence and crimes violating the innocence of children have raised numerous doubts and questions in the minds of every parent, every responsible citizen. Parents need to know that their children are safe when they are at school.

Investment in security is not a luxury when the lives of children are at stake.

The student's safety within the school solely lies upon the school authorities. You will be risking the child's life and the school's reputation by your inaction. **You will be held responsible.**

IT TAKES ONLY ONE INCIDENT

This comprehensive whitepaper will look to introduce a simple 6-step eSurveillance measures that every school can implement to ensure maximum safety and security.



[World News](#)

Indian police arrest school principal, teachers and three students over girl's rape.



[India Today](#)

4-year-old girl raped inside school bus by cleaner in Thane.



[Hindustan Times](#)

85-yr-old Hyderabad school guard 'raped' minors after luring them with toffees.



[Times of India](#)

16-yr-old boy held for 'sexually harassing' Class V student in school bus.

POCSO Act : Facts not Fiction



A 7-year old boy found with his throat slit, a 5-year old raped in the washroom, a 3-year old assaulted by a bus-cleaner, and a 4-year old allegedly sexually assaulted by two teachers.

The chilling common denominator for all these crimes is that they all occurred on school campuses.

The National Crime Records Bureau reports that in 2015, **8,800 cases** were filed under the [POCSO](#) Act (Protection of Children from Sexual Offences), the law dealing with sexual assault on children. That is on an average, **a case registered every hour**, and in 95% of the cases, the children identified a known person as an attacker.

POCSO Act : Facts not Fiction



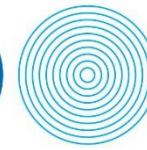
SECURENS[®]
Prevent crime before it happens



In recent years, there has been an alarming increase in the reportage of incidents of crimes against children, especially of sexual abuse.

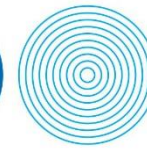
The latest National Crime Records Bureau (NCRB) data, published in 2016, revealed that incidents of children being raped has increased by over **82%** when compared to 2015. The data showed that over **19,000 cases of child rape** were registered across the country under the Indian Penal Code and the Protection of Children from Sexual Offences Act (POCSO); and, a total of around **36,000 cases of child sexual abuse**, including other forms of sexual assault, were recorded under POCSO alone.

Now, the cases may not be classified where the alleged assaults took place, but children spend around 8 hours a day in school or travelling to or from it, so the probability is anyone's guess.



The POCSO Act : Facts not Fiction	Page 3
Introduction	Page 6
The 6 step eSurveillance measure	Page 8
Key considerations when selecting a vendor	Page 21
Risk of no action	Page 22
Conclusion	Page 23
ACTIVIGIL [™] Mobile App for real time insights, reports and video analytics	Page 24
Security Guards vs Securens Central Monitoring Station (CMS)	Page 25
About Securens	Page 28
Why top companies trust Securens?	Page 29

Introduction



As per the last circular issued in September 2017, any violation or lapses with regard to student safety and well being of children in school campuses would result in disaffiliation of the school.

If we look at the current situation of the security offered, it looks like this:

1. Security guard(s) at night who sleep.
2. Security guard(s) who are befriended by imposters.
3. Campus with inadequate Cameras with many blind spots where incidents may occur.
4. Finding out that your Cameras are not working or DVR are not recording when you needed them.
5. An incident happens after hours and was undetected till morning when it's too late.

Installing CCTVs does provide a small deterrent however it does nothing to detect and prevent an incident.

Each school must develop a well thought off security strategy.

CCTV Technology is now available that can work in conjunction with your night guard to pro-actively detect and deter incidents even if the guard is sleeping when the incident is being attempted.

This whitepaper looks at implementing a simple 6-Step eSurveillance measure to ensure adequate surveillance at school that will not only detect potential harmful incidents in real-time but will also attempt to deter it immediately.

Introduction

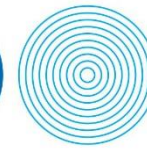


Besides discussing the 6 step eSurveillance measure in detail, this white paper will also provide you with considerations when choosing the best options that will help you to minimize any unforeseen mistakes.

This whitepaper will empower you with enough knowledge to make the right decisions.



The 6 Step eSurveillance Measure



School Survey

Survey the school to install adequate CCTVs in every nook and corner to form the schools first level of deterrence.

1

Right Equipment

Ensure right selection of surveillance equipment. CCTVs, DVRs, NVRs and storage are of many types that are suited for different purposes. Right selection is critical.

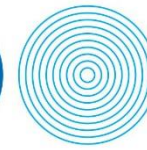
2

Compromise Proof

Ensure compromise proof installation of all surveillance equipment. This is vital to guard against the intentional compromise of school's surveillance system.

3

The 6 Step eSurveillance Measure



CCTV Health Check

Ensure regular health check-up of CCTVs and DVR/NVR. This is very critical to safeguard your investments.

4

Real Time Monitoring

Monitor to **detect** incidents in real-time and **deter** it immediately. This is the key to your investments.


5

CCTV Audits

Audit the CCTV feeds regularly. Audits can show any missed activity or the inefficiency of monitoring person and can also be used for training purposes.

6

The 6 Step eSurveillance Measure



Step 1: Survey the school to install adequate CCTVs

The starting point must be to conduct a comprehensive professional survey of the entire school premises to assess security risks.

The survey should plot the CCTVs required across the entire School premises including the main gate, all entries and exits, Playgrounds and recreational areas, entries and exits to all corridors, class rooms, car parks, visitor's area, perimeter and perimeter space around the school building such that there are no blind spots.

The following should be the parameters for the survey:

A. Cover all Entrances and Exits

All entrances and exits must be covered with a camera to ensure good mug shots of person entering or leaving. This will include entrances to all classrooms, staff rooms, recreation facilities, corridors, entrances to various buildings in the school and main entrance of the school.

B. Cover all Rooms

This will include classrooms, staff rooms, indoor recreation facilities, reception areas, staff rooms, meeting rooms etc.

C. Cover all corridors

All the corridors at the school must be provided with adequate CCTV coverage.

The 6 Step eSurveillance Measure



D. Cover all Open Areas

All the open areas like playgrounds, parking lot, swimming pools etc. must be provided with adequate CCTV coverage.

E. Cover Perimeter

The purpose of perimeter fencing is to prevent intrusion. To deny access to determined intruders the fence must present a formidable obstacle at least 2.4m high and be able to withstand a high level of physical attack. More over, the perimeter must be monitored by CCTVs.

F. Cover all Outdoor Entrances and Exits


This is critical not only to detect and detect incidents but also for forensic purpose.

G. Cover Critical Indoor Room Entrance

Critical areas that are not to be entered like library, laboratories, principal room and security room must be covered.



The 6 Step eSurveillance Measure



Step 2: Ensure right selection of surveillance equipment

Once, the survey has plotted the cameras, its time for selection. CCTVs, DVRs, NVRs and storage are of various types that are suited for different purposes. Right selection is critical.

Below are brief selection criteria:


- Dome CCTVs are to be used for indoor installation.
- Bullet/Box cameras with IP 66 housing are to be used for outdoors installations.
- PTZ Cameras are used for outdoor large area installations like play grounds.
- All cameras need to have IR to have visibility at night.
- **All cameras must be of at least 2 Mega Pixel resolution.**

- Thermal cameras are used for covering large perimeter boundaries.
- IP cameras are to be used over analog cameras.
- NVRs are to be used over DVRs.
- Local storage must be for at least 90 days. For sensitive areas within the school, we suggest cloud storage of footage of those cameras for 120 days.
- **For large premises, storage must be external.**

If you need more information, there is a white paper completely dedicated to camera selection.



The 6 Step eSurveillance Measure



Step 3: Ensure compromise-proof installation of surveillance equipment


Once plotting and selection is done, it's the time to ensure quality installation. Quality installation not only reduces maintenance but will also reduce intentional compromise.

- Cameras must be installed at a height that are not easily accessible.
- Where feasible, the wiring must be internal and concealed. If external, it must be in conduits.
- External poles must be erected for outdoor open installations. One pole can mount 4 to 6 cameras to cover entire area.
- The NVRs, Storage, router and switches must be in a separate locked security room that is also covered by camera and Active Deterrence.

- It is best to select a vendor who is not a distributor but the one who has a history of large number of installations.



The 6 Step eSurveillance Measure



Step 4: Ensure regular health check-up of CCTVs and DVR / NVR

This is very critical to safeguard your investments. Once CCTV equipment is properly installed, it is mandatory to do a health check-up twice a day, every day.

Technology is now available that does this automatically.



The 6 Step eSurveillance Measure



Step 5: Monitor to detect incidents in real-time and deter it immediately

This is the key to your investments. All cameras would be connected to the award winning Securens Central Monitoring Station (CMS).

Detection & Deterrence during School Hours

ACTIPATROL™ - The trained monitoring executives at Securens would patrol all the cameras **every hour**. They would watch the feeds to detect any incidents or any suspicious activities. When an incident or suspicious activity is detected, the monitoring executive of **Securens** would **deploy audio commands to deter the activity thru a speaker of that area thus nipping the incident in the bud**. In extreme cases, they can deploy a siren to attract attention.

The guard would be called and made alert of the incident. The executive will also follow the escalation procedures that have been agreed with the school.



The 6 Step eSurveillance Measure



Detection & Deterrence after School Hours

ACTIALERT™ - After school working hours, the CCTV cameras would be on **alert based** monitoring, as no activities are expected within the school premises.

Every entrance and critical areas would be activated by **Video Analytics** to detect human movement.

Cameras of other areas would detect any kind of movement. If an incident or suspicious activity is detected, the monitoring executive of **Securens** would **deploy audio commands** to **deter the activity thru a speaker** of that area thus **nipping the incident in the bud**. In extreme cases, they can deploy a siren to attract attention.

The guard would be called and made alert of the incident. The executive will also follow the escalation procedures that have been agreed with the school.



The 6 Step eSurveillance Measure



ACTIPATROL™

This will also be deployed after school hours only in the open areas. The trained monitoring executives at Securens would patrol all the CCTV cameras in open areas **every hour**. They would watch the camera feeds to detect any incidents or any suspicious activities.

If an incident or suspicious activity is detected, the monitoring executive of **Securens** would **deploy audio commands to deter the activity thru a speaker of that area thus nipping the incident in the bud**. In extreme cases, they can deploy a siren to attract attention.

The guard would be called and made alert of the incident. The executive will also follow the escalation procedures that have been agreed with the school.



The 6 Step eSurveillance Measure



ACTIPERIMETER™


Large perimeter boundaries are always a concern. The perimeter cameras would be enabled by **Human Detection Video Analytics** to detect any intrusion after school hours.

If an incident or suspicious activity is detected, the monitoring executive of **Securens** would **deploy audio commands to deter the activity thru a speaker of that area thus nipping the incident in the bud**. In extreme cases, they can deploy a siren to attract attention.

The guard would be called and made alert of the incident. The executive will also follow the escalation procedures that have been agreed with the school.



The 6 Step eSurveillance Measure



Detection & Deterrence in School Buses

ACTIBUS™


The entire journey of a child in your school bus from the time of pick up and drop off at the school in the morning, and once school ends again from the school pick up till the drop off at every child's last stop will be **monitored live** through CCTV cameras installed in your school bus via Securens award winning Central Monitoring Station.

Additionally, a **panic button** will also be installed in the school bus for any child to raise an alert in case of an emergency. On pressing the panic button, an alert will be generated at Securens Central Monitoring Station and our highly trained executives will perform a live video verification of the situation. If any danger or threat is detected, a loud siren will be triggered in the bus attracting the attention of nearby people and the relevant authorities will also be alerted. A two-way audio with the driver can also be initiated for further instructions. **This will reduce the risk of incidents occurring inside your school bus going unnoticed.**



ACTIBUS™ ensures your child is protected via LIVE MONITORING at all times inside the school bus.

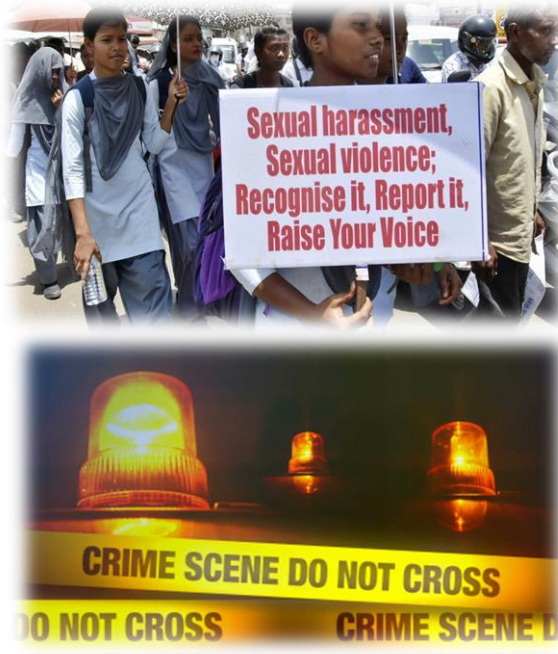
The 6 Step eSurveillance Measure



Step 6: Regular audits of CCTV feed

Just like any organization audits their accounts, it is very important to regularly audit the CCTV camera feeds. These audits can be monthly and these audits will bring to light undetected cases, on which corrective actions can be taken.

The audit would form a critical tool for the school to detect activities that were **not anticipated**.




Key considerations when selecting a vendor



- Cameras and DVR/NVR are from reputed companies like HIK Vision, Dahua, Honeywell etc.
- Systems must be capable of connecting to Central Monitoring Station.
- Who are their customers? Do large organizations trust them? Have large organizations installed their products? **If so, they are reliable** and you are in safe hands.
- How large are they in terms of market share?
- Always go with the Top 3 to be safe. Go with the number one to have complete peace of mind, even if you have to pay a little bit more.
- Can they give you references to check their services? Reference checks are always important.
- Have they been in service for at least 5 years? Experience is important and often **critical** in this business.
- Are they a national player? Your schools may be in multiple locations. Check the cities and states they are operating in. Also, a national player provides you with safety of operations, local support and business continuity.
- How do they conduct their services? Is it through distributors or local partners or through their own employees. Never go for a company that does services through distributors or local partners.
- Do they have a large monitoring set-up? This is critical to ensure success.
- How many sites are they monitoring? This would show their experience. Typically 15,000 sites upwards is good.
- Are they monitoring for large brands? This will tell you that they are good.

Risk of no action



SECURENS
Prevent crime before it happens



The risk of no action is great and it will cost you.

Without CCTV surveillance, you should be **very worried** as you may face the following risks:

- Consequences of any violation of the POCSO Act
- Media backlash in case of just **ONE** incident where a child is harmed in your school
- Public outrage and violence due to that incident
- Tarnished reputation and legacy (the internet never forgets)
- Loss due to central board affiliation cancellation
- Loss due to lawsuits and legal repercussions etc.
- Loss due to increasing costs of inefficient man-guarding security, accidents, thefts, fire etc.
- Loss due to low staff productivity or misbehavior
- Loss due to your school not being optimized for student safety and welfare measures

With Securens as your surveillance partner, we protect your school and take timely action to prevent avoidable losses and risks. Security is everyone's concern but it's our business. Your security is our priority.



Conclusion



A school can very effectively use the power of vigilance to ensure safety at school. A good installation is critical not only to save a child but also to protecting the hard earned reputation of the school.

A reputation takes years to build but


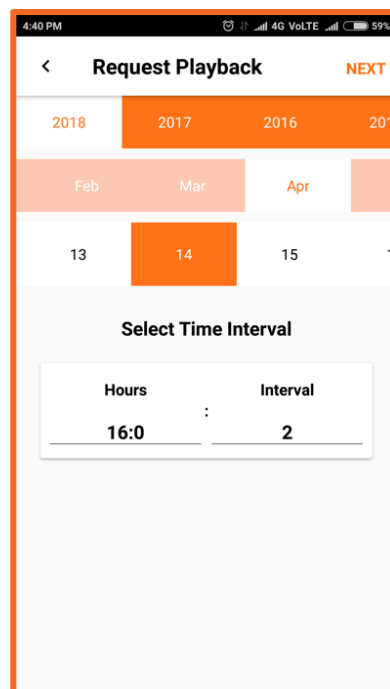
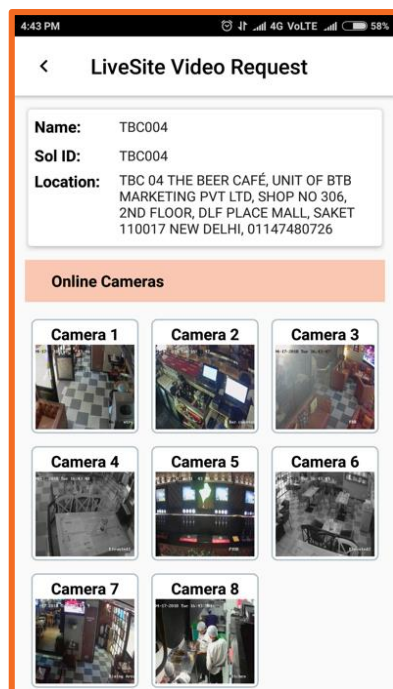
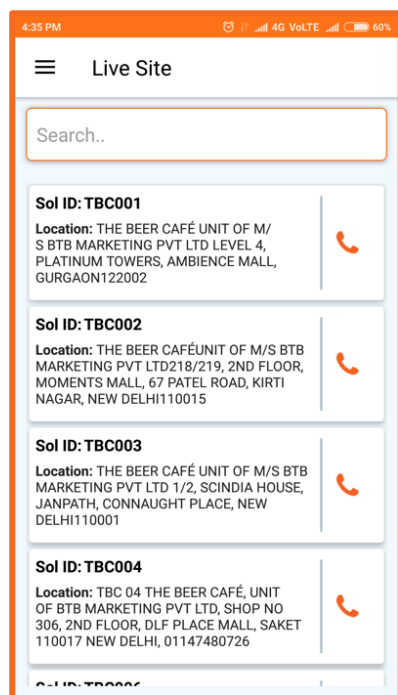
ONE INCIDENT

can kill it




Authorized school personnel can now access remote monitoring of live video footage from any mobile phone with an internet connection via Securens mobile app **ACTIVIGIL™**

Gain exclusive access to your school's CCTV network via secure login credentials on our user friendly mobile application and navigate the app loaded with features i.e. dashboard, live sites, system health, reports, analytics etc.




Guards vs Central Monitoring Station




India's Leader in eSurveillance




SECURENS[®]
Prevent crime before it happens



India's Leader in eSurveillance



About Securens



For nearly 10 years, Securens has been providing intelligent video analytics turning dumb cameras into smart cameras. We have always been at the forefront of surveillance technology and our investment in the growing field of Artificial Intelligence (AI) and Deep Learning has paid off.

With over **10** global awards, nearly **1000** professionals in our team, more than **10,000** verified crimes detected and deterred, **99%** accuracy in detection and deterrence, over **25,000** client sites under surveillance and in excess of **1,50,000** cameras around India connected to our international award winning **ACTIVE DETERRENCE™** technology and Central Monitoring Station (CMS), it's no wonder that leading companies recommend Securens.


Our portfolio of intelligent video analytics and surveillance solutions are unmatched in the industry; safeguarding people, property and business assets from internal and external threats while saving up to **60%** in costs on man-guarding.

Join companies like State Bank of India, ICICI Bank, HDFC Bank, Axis Bank, BOSCH Group, Tata AIA Life Insurance Co., Edelweiss, IIFL, PepsiCo, Aditya Birla Group, Arvind Lifestyle, Raymond Ltd., Aramex, McDonald's, Domino's Pizza and many more, who are glad they chose Securens to put the **SECURE** in their security.

If you want to talk to our surveillance experts to understand what needs to be done, how it will help you, how much you can save and what it will cost etc., email us at marketing@securens.in to set up a telephone call or meeting.



Why top companies trust us?



Securens is the pioneer and market leader in offering **ACTIVE DETERRENCE™** - India's first smart protection based surveillance technology and services, aiding prevention of crime before it happens.

A credible as well as trusted brand, proven reliability and robust infrastructure are the three most crucial factors in choosing a surveillance system.

The need for video analytics, business intelligence and personalized solutions has further spurred the demand for intelligent video surveillance systems among the consumers.

With Securens **ACTIVE DETERRENCE™** video surveillance solutions gaining popularity and trust in the market, especially in banks, retail outlets, commercial offices, residential societies, factories, warehouses, educational institutes etc., to protect human life, secure infrastructure and enhance security, we are equipped to grow exponentially and further contribute to making India a safer country.

- Securens has detected and deterred over **10,000** incidents and potential threats to our customers and their businesses across India.
- Securens holds the highest record in the banking industry in India for aiding police officials in arresting over **100** criminals caught in the act nationwide.
- With **ACTIVE DETERRENCE™** solutions and services replacing onsite security guard personnel, it saves our clients **50 - 60%** in costs.
- Securens is the only surveillance company in India to be certified by The Monitoring Association® formerly known as CSAA International (Central Station Alarm Association).
- Securens is ISO/IEC 27001 certified for Information Security Management by The British Standards Institution (BSI).

Awards & Honors



SECURENS®
Prevent crime before it happens



Frost & Sullivan Excellence
in Global Best Practices
2019, London.



Economic Times
BFSI Innovation Tribe
2018, India.




BFSI
Leadership Awards
2018, India.



Secutech
INDIA 2017

National Presence - Local Support



SECURENS[®]
Prevent crime before it happens



28 OFFICES

Local Support

Time is money. That's why we set up offices across India to provide you with highly responsive services and timely support ensuring all your business needs are met on time, every time.



SUPPORT

24 Hours

Great customer support is crucial to any business's success. Our staff undergo rigorous scrutiny and training to match our corporate culture and benchmarks, in delivering superior levels of customer engagement and experiences consistently.



750+ EMPLOYEES

350+ Field Ops

Our team is our backbone and greatest asset in accomplishing our business goals, delivering results and sustaining our market leader status. Rest assured, you are dealing with a team of professionals and experts in the surveillance industry.



22 STATES

National Presence

Place your finger anywhere on the map of India from Kashmir to Kanyakumari, we have you covered.



SECURENS[®]
Prevent crime before it happens



(022) 61799439



marketing@securens.in



www.securens.in